



Erasmus+

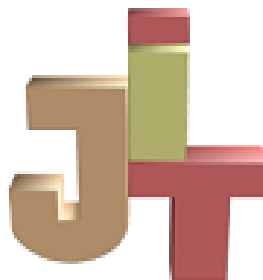
SCHOOL TO SCHOOL-STRATEGIC PARTNERSHIP
2017-1-AT01-KA219-034993

Let's Build Europe Together

Guidebook from students for students



Erasmus+



Index

Index.....	2
Disclaimer	3
ACTIVITIES	4
1.1. 2nd Cross student exchange	4
1.2. 4th Cross student exchange	9
1.3. 5th Cross student exchange	14
FORMS OF VOLUNTEERING AND DEVELOPMENT OF SOCIAL SOLIDARITY IN THE EU	23
2.1. MISSION PRINCIPLES AND PRIORITY AREAS.....	23
2.2. MAIN OBJECTIVES AND TESTIMONIALS	24
1st anniversary of the European Solidarity Corps.....	24
European Solidarity Corps - Joining hands for solidarity	24
European Voluntary Service - Mina,s story	25
2.3. FIELDS OF WORK	25
2.4. MEASURES TO TACKLE RADICALIZATION WITHIN THE EU	26
2.5. OPPORTUNITIES FOR THE YOUTH TO GET INVOLVED	27
References and Sources.....	28

Disclaimer

"The European Commission support for the production of this publication does not constitute an endorsement of the contents which reflects the views only of the authors, and the Commission cannot be held responsible for any use which may be made of the information contained therein."



Co-funded by the
Erasmus+ Programme
of the European Union

More information on the project is available on the following Internet links:

Project website: <https://lets-build-europe-together.eu/>

eTwinning: <https://twinspace.etwinning.net/37649/home>

Facebook: <https://www.facebook.com/letsbuildeuropetogether/?fref=ts>

YouTube: https://www.youtube.com/channel/UCZ_AiqltnbfFPGsx8imPJ-Q

Club4U Digital Marketing: <https://lets-build-europe-together.eu/index.php/dissemination/37-press-release-stiftsgymnasium-st-paul>

© Seville, 2019

Reproduction is authorised provided the source is acknowledged.

ACTIVITIES

1.1. 2nd Cross student exchange

Topic: Role of active citizenship for a sustainable development of the EU

Date: 22/04/2018 – 28/04/2018

Hosting school: Srednja škola Andrije Ljudevita Adamića (Croatia)

Sending schools: IISS Bazoli (Italy) & IES Joaquin Turina (Spain)

The second cross student exchange was hosted by Srednja škola Andrije Ljudevita Adamića in Rijeka and took place from 22nd to 28th of April 2018.

22nd of April 2018

All participant students and teachers arrived at the bus station. Students were picked up by their host families and teachers went to their hotel.

23rd of April 2018

All students and teachers arrived in Srednja škola Andrije Ljudevita Adamića at 9.00 when the Welcome class took place. The project leader Mr. Luka Frlan presented the program of the activities and then students had an opportunity to introduce themselves and to express what they expected from this exchange.

After a short break, the first workshop, led by Mr. Goran Božić, took place in which students learned how to sing one popular Croatian song called 'Mi plešemo' (We dance). Together with our school band students learned to sing this song and then had some time to sing it in groups and individually. They had a really great time at the beginning.

On the next session, the products of each state member were presented. Most of that products were videos, so students were very proud when they saw themselves in the movies. Final activity of the day was physical education in a sports hall near our school. Students and teachers went there by local bus and were welcomed by Mr. Toni Žitko, who prepared several relay games. Students were divided in four groups and had to finish all tasks in shortest possible time. Afterwards they had a Zumba class led by a professional instructor. Many of the participants felt tired but some of them still managed to play a short football match.

At the end of the day, we all gathered again in the River pub in Rijeka. Geography teacher organized a quiz for all students, divided in eight groups. The quiz was very well organized and at the end of it the school band performed several popular songs, all of participants joined them and had a great time.



Pic. 1 Available at: <https://lets-build-europe-together.eu/index.php/meetings/2nd-cross-student-exchange>

24. of April 2018

The first activity of the second day was classroom immersion – history, named Active citizenship through history. History teacher Luka Frlan briefly explained what it meant to be active citizen in different historical periods and what it means today. The right to vote was stressed as one of the most important features of active citizenship. In the final part of the immersion students express their opinion on the idea that the voting age should be lowered to age 16? They all made posters with the slogans and it was very interesting to see how their opinions differed. This was the only activity in school on the second day because immediately after it all participants went to the County Hall in Rijeka where Mr. Petar Mamula, the Deputy County President, hosted us and supported this type of project. Directly from County Hall we went to visit the island of Krk. First, we visited Njivice, where students, in co-operation with the Association Eko Kvarner, became acquainted with the way in which the association promotes and strengthens the role of citizens in the realization of the constitutional right to healthy environment. After lunch in a restaurant with local food we continued the excursion to Baška, where students had an opportunity to meet the Glagolitic alphabet, which was used in Baška Valley for centuries. In the free time students had also an opportunity to swim in the sea. At the end of the excursion, we went to the City of Krk, where Mr. Patrik Krpan explained us some interesting facts about the history of the city.



Pic. 2 Available at: <https://lets-build-europe-together.eu/index.php/meetings/2nd-cross-student-exchange>

25. of April 2018

On Wednesday morning the program started at 9.00 with language workshop that was divided into two parts. During the first part of the workshop, together with the English language teacher Mrs. Dorina Badurina, students played an interactive Kahoot quiz named How much do you know about languages. Students were divided into 8 groups of 4 students and every group consisted of several Erasmus students from different countries. The quiz lasted 45 minutes and students demonstrated good knowledge about European languages. The second part of the workshop was organized by our Croatian language teacher Mrs. Jasmina Čavrak, and was arranged as a writing session. Students were given clay plates on which they had to carve the phrase Lets build Europe together using Glagolitic script. The aim of the workshop was practical usage of Glagolitic alphabet to produce pieces of art that the students can then take home as a souvenir from Croatia and a memory of this particular Erasmus+ exchange held in Croatia.

After the break, another workshop took place, this time led by our associates from Faculty of Humanities and Social Sciences, Department of Education, Mrs. Nadja Čekolj, Bojana Vignjević and Ivana Miočić. The name of the workshop was Interculturalism matters and it dealt with recognizing stereotypes and potential barriers in intercultural communication. The topic stereotypes is dealt with by using humour as one of the forms of human communication. In this part of the workshop called "The competition of Eurojokes", the participants explored their own sense of humour through telling, reading and listening to different jokes as well as through discussion about whether humour encourages stereotypes or vice versa. The second part of the workshop called "The Island" focused on intercultural communication and the potential barriers for establishing effective intercultural communication. The participants take on different roles and try to establish communication in a seemingly difficult situation where they portray a meeting of people not speaking the same language, having different attitudes, emotional and social competencies.

In the afternoon, Mr. Luka Frlan guided a short tour of Trsat, the old part of Rijeka. Students arrived on Trsat, located on a hill, via 561 stairs. After a short period of relaxation, they could see the Church of Our Lady of Trsat, visit a medieval castle and hear some interesting historical legends. In the end, we had lunch in a local

pizzeria and students were free to go and spend some more quality time with their host families.



Pic. 3 Available at: <https://lets-build-europe-together.eu/index.php/meetings/2nd-cross-student-exchange>

26. of April 2018

Thursday was reserved for a whole day trip to the Croatian capital Zagreb. After a two-hour bus drive, we visited the European Commission Representation Office in Croatia, whose activities on education and training are designed to promote growth and jobs in Europe and contribute to the development of skills for the labour market. The employees showed us a short presentation of advantages and privileges of the EU citizens.

Our second destination was the Museum of Contemporary Art, where students had an opportunity to see an exhibition on the Role of women in modern society. There were many interesting pictures and statues where students were encouraged to participate actively by reading and expressing their opinion on particular exhibits. In the final part another workshop was held in which all participants could write the problems of modern society and try to give their solutions to them. In the afternoon, the short visit to the city centre was organized where we could see buildings of Croatian parliament and Government together with the most important tourist sights in Zagreb. After that students had some free time for shopping and afterwards we went back to Rijeka.



Pic. 4 Available at: <https://lets-build-europe-together.eu/index.php/meetings/2nd-cross-student-exchange>

27. of April 2018

The final day of our 2nd exchange started with the final IT class, led by our IT teacher Mrs. Marina Mišura. The idea behind this workshop was to encourage students to use their smartphones for educational purposes. At the beginning of the workshop students connected to schools Wi-Fi and downloaded one of many Croatian tourist guides that can be found on App Store or Google Play. Students were divided into groups of four and each group got one town in Croatia. The eight towns that were picked are all towns with rich history and important landmarks. The result is a map of Croatia complemented with information, pictures and interesting facts about these eight cities.

After the workshop everyone was ready for a farewell event in the City Hall of Rijeka. Many other students from our school and their parents joined us in this special occasion. The Erasmus+ students presented all activities during this week and received their certificates during the Event.

The visit to Opatija was also organized immediately after the Farewell event. Students spent a wonderful afternoon in a small touristic city also known as the 'Pearl of the Adriatic'. Finally, the farewell dinner took place in the restaurant Mornar, near the sea port, while afterwards students and teachers went to Onyx Club, where they could relax and have fun after a wonderful but busy week.

28. of April 2018

In the morning hours students gathered for the last time and prepared for the departure. Many of them were very sad because they had made new friendships and it was very difficult for them to say goodbye. However, they all agreed to stay in touch and to meet again.

1.2. 4th Cross student exchange

Topic: Forms of volunteering and development of social solidarity in the EU

Date: 20/01/2019 – 26/01/2019

Hosting school: IES Joaquín Turina (Spain)

Sending schools: Aristotelio College (Greece) & Srednja škola Andrije Ljudevita Adamića (Croatia)

The fourth cross student exchange was hosted by IES Joaquín Turina in Seville and took place from 20th to 26th of January 2019.



Pic. 5 Available at: <https://lets-build-europe-together.eu/index.php/meetings/4th-cross-student-exchange>

Sunday, 20th January 2019

The Croatian and the Greek teams arrived at the Seville airport. They were picked up by one of our hosting school's teachers and our school's students. There was a welcome dinner for the Croatian and Greek teachers at a restaurant in Seville. They were joined by our headmaster and other teachers participating in the project.



Pic. 6 Available at: <https://lets-build-europe-together.eu/index.php/meetings/4th-cross-student-exchange>

Monday, 21st January 2019

This day we welcomed our guest students. They took part in all the interesting activities scheduled by our school. First, we did a lot of icebreaking activities and after that, they received a masterclass in image and aesthetics by a history and a French teacher (Mr. Paco and Mr. Ramón). Then, the students had a break, they went to the playground and bought some sandwiches at the school canteen. After this break, back to the activities; a Project Work with PowerPoint presentations and a classroom immersion with physical education activities together with games in the playground. Finally, we had a welcome lunch at school, enjoying a chicken paella.



Pic. 7 Available at: <https://lets-build-europe-together.eu/index.php/meetings/4th-cross-student-exchange>

Tuesday, 22nd January 2019

This day they enjoyed an excursion; a cultural visit to Seville, guided by David (an English teacher with a degree in History). They got to know the heart of the city, where they had a first contact with it, they walked its streets and visited its main monuments and places (Royal Alcazar, Cathedral, Santa Cruz neighbourhood, Plaza de España, Maria Luisa Park, etc.).



Pic. 8 Available at: <https://lets-build-europe-together.eu/index.php/meetings/4th-cross-student-exchange>

Wednesday, 23rd January 2019

They started with a conference and workshop carried out by Mr. Vincent Trousseau from Intermon Oxfam. He explained to us the work developed by this NGO in the world. Later, we organized a conference and workshop; CEAR NGO(non-governmental organization of the Spanish Commission for Refugees Help) where they talked about the work they do, and some interesting activities were done. Finally, we visited a charitable trust; Sevilla Acoge where they told us about their important goal of helping immigrants, raising our awareness through some interactive activities.



Pic. 9 Available at: <https://lets-build-europe-together.eu/index.php/meetings/4th-cross-student-exchange>

Thursday, 24th January 2019

On Thursday they had an excursion to Cordoba. A cultural visit. They went by bus to the old city of Cordoba. First, they visited the ruins of Medinat-Al-Zahra Palace, and then, they visited the Cathedral (Old Mosque), the Calahorra Tower and the Roman Bridge. They had a pack lunch prepared by their families.



Pic. 10 Available at: <https://lets-build-europe-together.eu/index.php/meetings/4th-cross-student-exchange>

Friday, 25th January 2019

They started with a classroom immersion of English and History. There, they worked and enjoyed different activities related to English as a foreign language and History. After ten o'clock, they carried out the dissemination activity. One teacher took them to San Juan de Ribera and San Ignacio de Loyola primary schools, and another teacher took them to Santa Clara primary school. At those schools we let them know our project. After that, we took them back to our High School during the break. Then, a project work took place, where they prepared the video of the week and evaluation. Each country was divided into two groups (A and B) of four students each. Every group made a video summarizing all the activities, workshops, and conferences they took part in through the week. There was a prize for the best video.



Pic. 11 Available at: <https://lets-build-europe-together.eu/index.php/meetings/4th-cross-student-exchange>

Finally, at five o'clock a Farewell event and concluding remarks were held. Videos, photos and other results related to the activities they carried out were displayed. A lot of host parents attended the event. It all ended with a little snack together to say goodbye.

Saturday, 26th January 2019

After a wonderful week with us, the sad moment of the departure of participants. They were taken to the airport.



Pic. 12 Available at: <https://lets-build-europe-together.eu/index.php/meetings/4th-cross-student-exchange>

1.3. 5th Cross student exchange

Topic: Entrepreneurship, responsible economy and processes of globalization: opportunities and potential conflicts in the EU
Date: 03/03/2019 – 09/03/2019
Hosting school: Aristotelio College (Greece)
Sending schools: Öffentliches Stiftsgymnasium der Benediktiner zu St. Paul (Austria) & IES Joaquin Turina (Spain)

The fifth cross student exchange was hosted by Aristotelio College in Thessaloniki and took place from 03rd to 09th of March 2019.

Sunday, 03rd March 2019

The Austrian and the Spanish team arrived at the airport of Thessaloniki. The hosting families and students picked up their guests-students. The teachers were welcomed by the teachers of Aristotelio College and the Headmaster and the they were transferred to the hotel. The afternoon was a free time for the teachers while the students of the Austrian team who arrived early in the afternoon had the chance for activities with the hosting families.



Pic. 13 Available at: <https://lets-build-europe-together.eu/index.php/meetings/5th-cross-student-exchange>



Pic. 14 Available at: <https://lets-build-europe-together.eu/index.php/meetings/5th-cross-student-exchange>

Monday, 4th March 2019

First day at Aristotelio College for the guest students who moved to school by the private school buses. Firstly, they were welcomed by the Headmaster and then, according to the agenda that was presented, ice breaking activities took place organized by students and teachers. After, a small break, two very interesting classroom immersions took place by an external educator and the hosting teachers. The first classroom entitled "How to create a Startup Business", the students were informed about the basic steps of starting a new business and then they were divided into 5 groups of mixed national teams. They had to create their own start up business according to the guidelines. The teams had to present their idea of start up to the judges – teachers and the rest of the groups, while a competition was carried out.



Pic. 15 Available at: <https://lets-build-europe-together.eu/index.php/meetings/5th-cross-student-exchange>

Later, a second classroom immersion concerned "How to promote a start up business and creative writing" happened. Ideas were given of ways to promote their companies and then a second competition occurred. The day ended with a short workshop of e-twinning. At the afternoon the students had activities with the families.



Pic. 16 Available at: <https://lets-build-europe-together.eu/index.php/meetings/5th-cross-student-exchange>

Tuesday, 5th March 2019

The morning at school started with the Project presentations of all countries. The topic of the exchanges was reminded and then the work of the countries that were not present was shown first. Then a representative from the Austrian team explained they way that they had worked before their video was shown. The Spanish team presented their presentation with all the team on stage. Finally, the Greek team explained their idea working towards Green Entrepreneurship. It was real worth mentioned that each team approached and analyzed the topic from different point of view.



Pic. 17 Available at: <https://lets-build-europe-together.eu/index.php/meetings/5th-cross-student-exchange>

Then the students had physical education, when they attended the final game of girls basketball, since some of the hosting students belong to the school basketball team.



Pic. 18 Available at: <https://lets-build-europe-together.eu/index.php/meetings/5th-cross-student-exchange>

The day ended with a guided tour to the centre of Thessaloniki. They have visited the White Tower, Arc of Galerius, St Sophia, Tsimiski Str, the port of Thessaloniki, the Umbrellas etc.



Pic. 19 Available at: <https://lets-build-europe-together.eu/index.php/meetings/5th-cross-student-exchange>

Wednesday, 06th March 2019

Wednesday was the day for excursion and visited the very significant monument, protected by Unesco, the area of Meteora with those amazing pillar rocks that stand there for many years. Initially, we saw a presentation about the history of Meteora and then we visited the female monastery of Ag. Stefanos. Later we visited Trikala where we had our lunch and a walk around one of the most innovative cities of Greece.



Pic. 20 Available at: <https://lets-build-europe-together.eu/index.php/meetings/5th-cross-student-exchange>

Thursday, 7th March 2019

The students and the teachers visited the Town Hall and had a workshop from a representative of General Secretariat for Youth and Europe Direct. The workshop started with a kahoot game of general knowledge about the European Union and then they moved to a presentation of how to start a Green company. The students into teams designed their own green company (wrote a business plan) and presented their idea.



Pic. 21 Available at: <https://lets-build-europe-together.eu/index.php/meetings/5th-cross-student-exchange>

After the Town Hall, they moved to Aristotelio college where they have an ICT classroom immersion. They learnt how to work with Canva and designed their posters that would promote the companies that have organised on Monday's classroom.



Pic. 22 Available at: <https://lets-build-europe-together.eu/index.php/meetings/5th-cross-student-exchange>

At the afternoon the students and the teachers arrived at Diakonia centre where they watched the Opening Ceremony of the Model of United Nations, the opening speeches of the 'ambassadors' and they attended the reception of the MUN.



Pic. 23 Available at: <https://lets-build-europe-together.eu/index.php/meetings/5th-cross-student-exchange>



Pic. 24 Available at: <https://lets-build-europe-together.eu/index.php/meetings/5th-cross-student-exchange>

Friday, 08th March 2019

The Erasmus+ MUN committee operated in a rather unique way, that strayed from traditional General Assembly (GA) committee process, and encouraged values such as respect and cooperation between delegates. At first, after the mandatory roll call, the delegates were split into five teams (four teams representing a country each and a fifth three-member team which would later function as a judge panel). After that, the chairs handed out papers to each team, in which the delegates would find information on ten start-up companies of their respective country. Then, each team was asked to choose one of the aforementioned start-ups, create a brand new product, and present it to the rest of the delegates. Once all start-ups presented their work, the judge panel had to announce the final verdict. The winner turned out to be "MYGRANTS" with their application "Easy Asylum", which was described by the judges as "innovative and

helpful to humanity". Committee work was then adjourned, and the chairs gave the awards for "Best Delegate", "Future Diplomat" as well as an "Honourable Mention".



Pic. 25 Available at: <https://lets-build-europe-together.eu/index.php/meetings/5th-cross-student-exchange>



Pic. 26 Available at: <https://lets-build-europe-together.eu/index.php/meetings/5th-cross-student-exchange>

After the end of the committee the dissemination event took place in front of the HeadMaster, teachers of the school, parents but also other advisors of the English language. The review video of the week presented photos from the week and a summary of the events, while emotional moments spread out the theatre room. At night the Farewell event in a restaurant of the famous area of Ladadika occurred among the teachers and the Headmaster.



Pic. 27 Available at: <https://lets-build-europe-together.eu/index.php/meetings/5th-cross-student-exchange>

Saturday, 9th March 2019 & Sunday 10th March 2019

A fruitful week came to end and it was the time for the guest students and teachers to departure. The airport was full of hugs, a lot of laughing but also flood of tears came out from their faces. Promises to keep in touch were made and strong friendships were born due to the Erasmus+ program.



Pic. 29 Available at: <https://lets-build-europe-together.eu/index.php/meetings/5th-cross-student-exchange>



Pic. 28 Available at: <https://lets-build-europe-together.eu/index.php/meetings/5th-cross-student-exchange>

FORMS OF VOLUNTEERING AND DEVELOPMENT OF SOCIAL SOLIDARITY IN THE EU

First of all, a suitable definition of volunteering would be a solidarity and voluntary activity, generally unpaid, that provides young people with the opportunity to contribute to the daily work of solidarity organizations for the ultimate benefit of those communities within which the activities are carried out.

The participation in these activities enable young people to acquire useful experience and to develop their skills and competences, and may take place in a broad range of areas, covering such different fields as environmental protection or social inclusion.

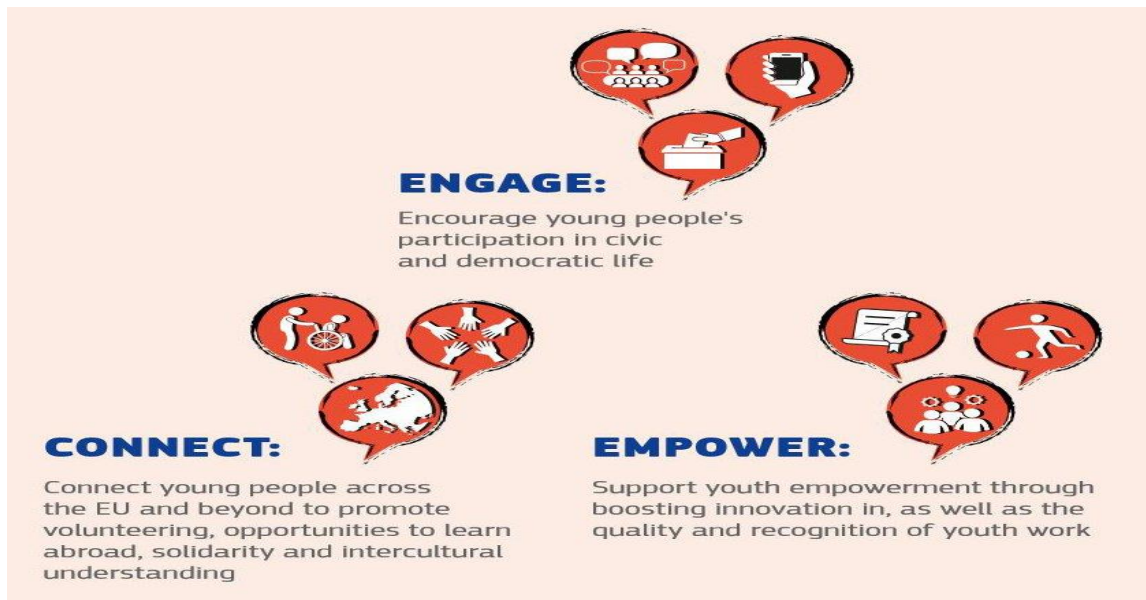
2.1. MISSION PRINCIPLES AND PRIORITY AREAS

Nowadays, European Union's policies support volunteering projects in high priority areas, such as:

- Promotion of European Cultural Heritage.
- Integration of third-country nationals, including asylum seekers and refugees.
- Response to environmental challenges, including disaster prevention.

Diverse participants and organizations should embrace the following principles in order to build a more inclusive society, supporting vulnerable people and responding to societal challenges:

- Foster values of solidarity, respect for human dignity and human rights, promoting a plural and fair society.
- Enhance solidarity between people, while respecting their cultures and traditions, with the aim to build a community of shared responsibilities, contributing to cooperation and mutual understanding.



2.2. MAIN OBJECTIVES AND TESTIMONIALS

The EU has conceived a youth strategy agenda for the period 2019-2027, recognizing their specific role and ability to face new challenges.

This strategy presents some overall goals:

- Become active citizens and agents of solidarity in order to achieve positive changes according to EU values.
- Improve policy decisions across all sectors, particularly employment, education, health and social inclusion.
- Contribute to eradicate poverty and all forms of discrimination.

1st anniversary of the European Solidarity Corps

If you are a teenager or young -generally between 18 and 30 years old- and you want to collaborate as a volunteer to help migrants and other communities in order to facilitate their social inclusion, there is a wide range of options to participate either cross-border - i.e., abroad, within EU countries or outside the EU, or locally -at your school or at other institutions in your town -.

From multinationals and small and medium enterprises (SME) to municipalities, through NGOs and other types of institutions, can participate and show their initiative in these projects aimed to channel solidarity, especially among sectors that risk to suffer from exclusion or discrimination.

European Solidarity Corps - Joining hands for solidarity

We will show some examples that - we hope - could serve as inspiration.

European Voluntary Service - Mina,s story



2.3. FIELDS OF WORK

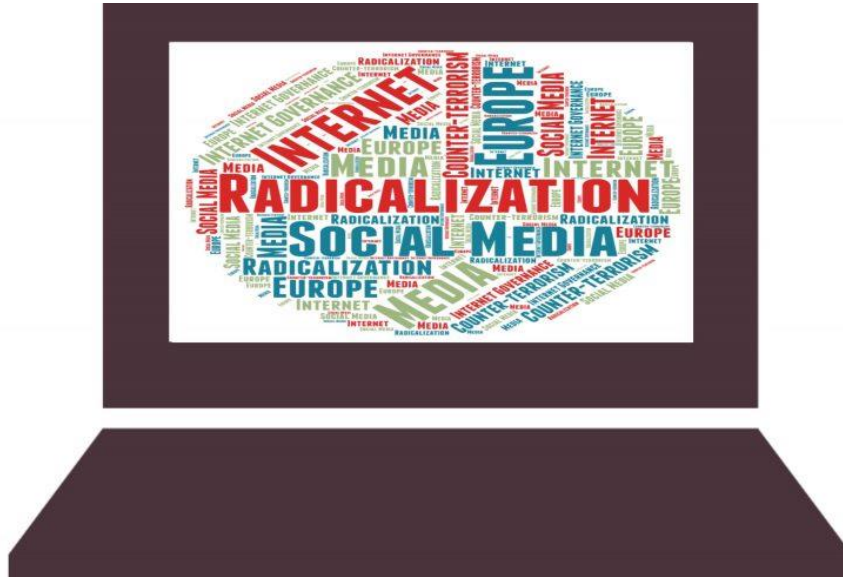
The European Solidarity Corps aims to foster solidarity in the EU society. It offers young people to engage and show their commitment to the benefit of different communities and help resolve challenging situations across Europe. Volunteers can participate individually or in a team in a broad selection of projects.

These initiatives cover different fields, such as:

- Inclusion (working with people with disabilities or with minority groups suffering from discrimination and intolerance and fighting against poverty in rural areas)
- Reception and integration of refugees and migrants (assisting in their integration in their new European communities).
- Citizenship and democratic participation (working on human rights, justice and legal issues).
- Disaster prevention and recovery (helping to identify risks for potential natural catastrophes and supporting communities to recover after natural disasters strikes).
- Environment and natural protection (in relation to climate change, energy and natural resources, in areas such as agriculture, forestry and fisheries).
- Health and well-being (encouraging healthy lifestyles and active aging).
- Education and training (combating early school leaving, developing basic competence, such as maths, IT skills or foreign languages).
- Employment and entrepreneurship (tackling issues around unemployment and fostering entrepreneurial initiatives).
- Creativity and culture (working with communities by using creative arts and culture).

- Sport (fostering inclusion, equal opportunities and participation in sports).

2.4. MEASURES TO TACKLE RADICALIZATION WITHIN THE EU



After recent terrorist attacks in Europe, the European Commission has engaged, in the 2015 Paris Declaration to strengthen their actions to promote social inclusion and work towards more cohesive societies ensuring social inclusion irrespective of socio-economic, religious or ethnic backgrounds, tackling violent radicalization, for instance, in prisons, or extremist propaganda online, and through education, promoting civic and intercultural competences and enhancing critical thinking, particularly when using Internet or social media, and provide youth workers and volunteers with toolkits in their work, mainly with young people at risk of marginalization.

2.5. OPPORTUNITIES FOR THE YOUTH TO GET INVOLVED



In conclusion, the European Union encourages with funding and resources different initiatives and platforms, urging young people to get engaged in its diverse solidarity projects. Joining one of these projects may significantly result in an enriching and rewarding personal experience and will probably become very valuable for the youth in their professional career at the same time that they help other individuals to overcome difficult situations and contribute to create more cohesive societies in our welfare states.

Even if you don't have the possibility to volunteer in other countries, within or outside the EU, there are still many ways to participate, either occasionally or during a longer engagement, locally, in your own town. Municipalities often offer good opportunities to collaborate in many of the fields mentioned above.

So don't hesitate to join and try to participate in a solidarity project at least during a short period. This will surely provide you with an open-minded and lifelong lasting experience!

References and Sources

Pic. 1 Available at: https://lets-build-europe-together.eu/index.php/meetings/2nd-cross-student-exchange	5
Pic. 2 Available at: https://lets-build-europe-together.eu/index.php/meetings/2nd-cross-student-exchange	6
Pic. 3 Available at: https://lets-build-europe-together.eu/index.php/meetings/2nd-cross-student-exchange	7
Pic. 4 Available at: https://lets-build-europe-together.eu/index.php/meetings/2nd-cross-student-exchange	8
Pic. 5 Available at: https://lets-build-europe-together.eu/index.php/meetings/4th-cross-student-exchange	9
Pic. 6 Available at: https://lets-build-europe-together.eu/index.php/meetings/4th-cross-student-exchange	9
Pic. 7 Available at: https://lets-build-europe-together.eu/index.php/meetings/4th-cross-student-exchange	10
Pic. 8 Available at: https://lets-build-europe-together.eu/index.php/meetings/4th-cross-student-exchange	11
Pic. 9 Available at: https://lets-build-europe-together.eu/index.php/meetings/4th-cross-student-exchange	11
Pic. 10 Available at: https://lets-build-europe-together.eu/index.php/meetings/4th-cross-student-exchange	12
Pic. 11 Available at: https://lets-build-europe-together.eu/index.php/meetings/4th-cross-student-exchange	12
Pic. 12 Available at: https://lets-build-europe-together.eu/index.php/meetings/4th-cross-student-exchange	13
Pic. 13 Available at: https://lets-build-europe-together.eu/index.php/meetings/5th-cross-student-exchange	14
Pic. 14 Available at: https://lets-build-europe-together.eu/index.php/meetings/5th-cross-student-exchange	15
Pic. 15 Available at: https://lets-build-europe-together.eu/index.php/meetings/5th-cross-student-exchange	15
Pic. 16 Available at: https://lets-build-europe-together.eu/index.php/meetings/5th-cross-student-exchange	16
Pic. 17 Available at: https://lets-build-europe-together.eu/index.php/meetings/5th-cross-student-exchange	16
Pic. 18 Available at: https://lets-build-europe-together.eu/index.php/meetings/5th-cross-student-exchange	17
Pic. 19 Available at: https://lets-build-europe-together.eu/index.php/meetings/5th-cross-student-exchange	17
Pic. 20 Available at: https://lets-build-europe-together.eu/index.php/meetings/5th-cross-student-exchange	18
Pic. 21 Available at: https://lets-build-europe-together.eu/index.php/meetings/5th-cross-student-exchange	19
Pic. 22 Available at: https://lets-build-europe-together.eu/index.php/meetings/5th-cross-student-exchange	19

Pic. 23 Available at: https://lets-build-europe-together.eu/index.php/meetings/5th-cross-student-exchange	20
Pic. 24 Available at: https://lets-build-europe-together.eu/index.php/meetings/5th-cross-student-exchange	20
Pic. 25 Available at: https://lets-build-europe-together.eu/index.php/meetings/5th-cross-student-exchange	21
Pic. 26 Available at: https://lets-build-europe-together.eu/index.php/meetings/5th-cross-student-exchange	21
Pic. 27 Available at: https://lets-build-europe-together.eu/index.php/meetings/5th-cross-student-exchange	21
Pic. 28 Available at: https://lets-build-europe-together.eu/index.php/meetings/5th-cross-student-exchange	22
Pic. 29 Available at: https://lets-build-europe-together.eu/index.php/meetings/5th-cross-student-exchange	22

For further information, please contact:
turinadireccion@gmail.com
or visit our website:
<https://lets-build-europe-together.eu/index.php>



Co-funded by the
Erasmus+ Programme
of the European Union